



The AquaTank SE

Basement Dewatering System



Product Overview

The AquaTank SE package pump station is designed to collect ground water via a perimeter channel, 110mm pipe or a clear opening to the top of the chamber.

The station comes with either a single or twin pump arrangement and each station can be supplied with a battery backup which ensures the pump would work in the event of a power outage.

The AquaTank SE can collect grey water from showers and wash-hand basins however, they are not suitable for foul/sewage waste from toilets. If this is required, please see our Micro Series pump station range.

The AquaTank SE is delivered to site as a complete package, including all internal pipework and the drainage pump. The system is designed to pump through 32mm pump main as the outlet terminates in a 1 1/4" male thread.

Specially designed to ensure an easy, problem-free installation and is manufactured in high grade MDPE.

We highly recommend that a high level alarm is fitted, this is available as an additional extra.

Typical Application

The AquaTank SE is specifically designed for below ground application for the collection of surface water from a basement conversion. Any liquid collected can contain solids up to 10mm only.

- ▶ Residential
- ▶ Commercial
- ▶ Industrial
- ▶ Office and Professional Spaces

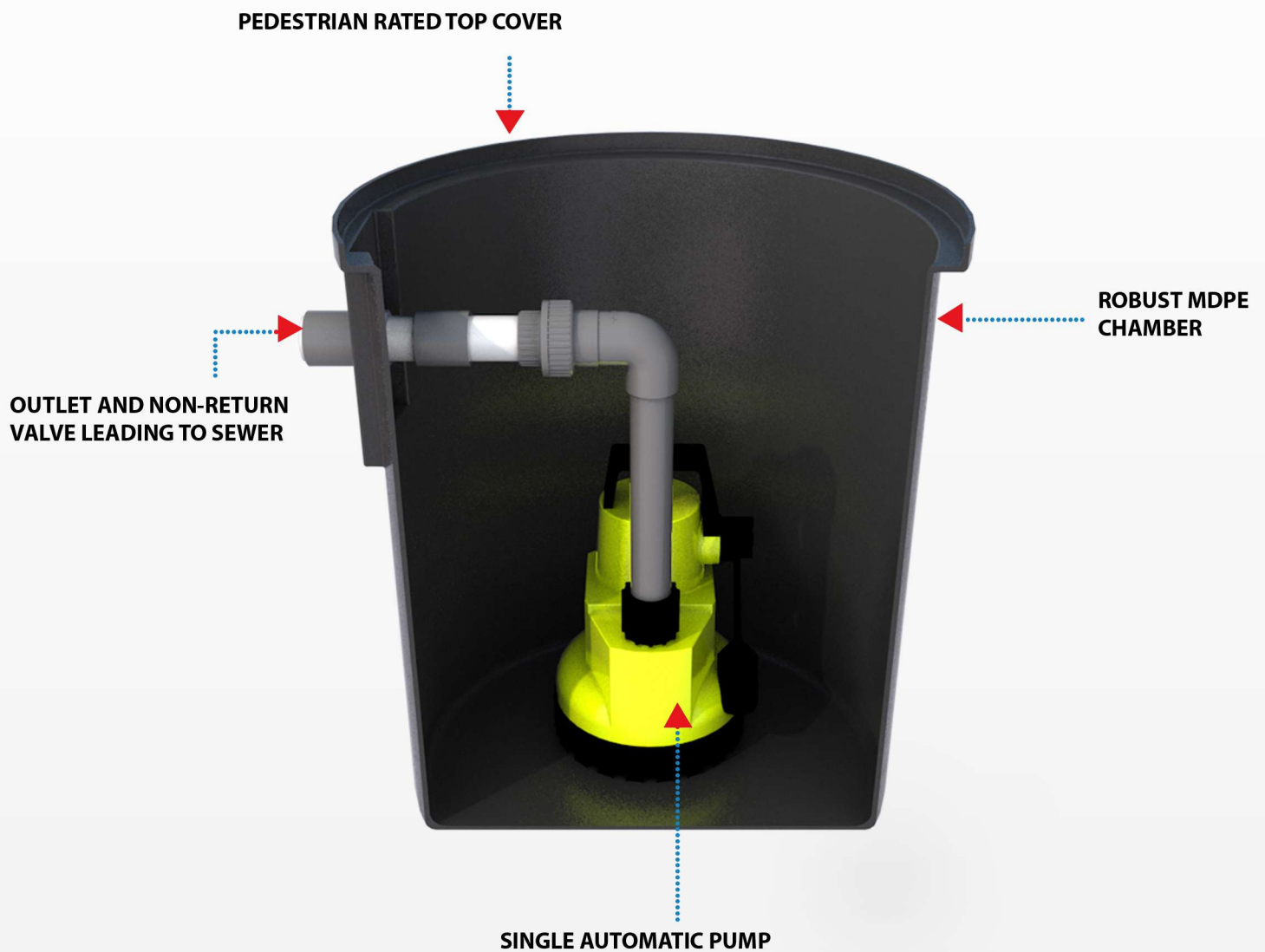
Additional Extra Components

The AquaTank SE can also come with a range of extras and accessories which are recommended with each station, these are: -


- ▶ Pipework and fittings
- ▶ High level alarm
- ▶ Telemetry alerts
- ▶ Battery backup




AquaTank SE Features at a Glance




Typical AquaTank SE Installation




1. AquaTank SE installed in concrete base



2. Wall membrane, drainage, and tape applied



3. Floor insulation applied and covered with membrane and tape.



4. Concrete base is poured, wall batons and dry wall applied.



5. Final basement installation is completed.

Technical Information

	AQUATANK SE	AQUATANK SE TWIN
MODEL REF	DPT01	DPT01
No of Pumps	1	2
Power Supply	230 - 1ph -50hz	230 - 1ph -50hz
Rated Power	0.43kw	0.43kw
Rated Current	1.9A	1.9A
Max Head	6m	6m
Max Flow Rate	2.75 l/s	2.75 l/s
Cable Length	10m	10m
Max Particle Size	10mm	10mm

CHAMBER DIMENSIONS			ACCESS COVER	
DIAMETER	HEIGHT	CAPACITY	SIZE	WEIGHT RATING
560MM	630mm	120L	450mm Diameter	Pedestrian

