

## DRYSEAL Masonry Cream

Dryseal is a waterproofing cream for the protection of masonry surfaces against water, pollutants and frost salt damage.



**DrySeal** is a, unique, thixotropic, water repelling masonry protection cream which can be used on a range of building materials. Dependent on the porosity of the substrate, the effective siloxane ingredient penetrates the substrate within a short period of time (30 minutes to several hours), where it reacts to become a permanent, chemically bonded, silicone coating.

DrySeal appears white when applied, but dries completely clear, and prevents liquid water from penetrating the substrate but remains vapour permeable, allowing substrates to breathe.

### ADVANTAGES

- Easy application by brush, roller or low pressure spray.
- Protects against efflorescent salts which damage paintwork.
- Becomes effective straight after drying (approx. 3 hours).
- Can be applied to damp surfaces.
- Improves insulation by keeping surfaces dry.
- Allows surfaces to breath.
- Appears white when wet for easy application.
- Dries colourless and does not stain surfaces.
- Helps keep substrate dry so improves insulation by 25%.

### TYPICAL USES

Ideal for walls with cavity fill insulation, to prevent saturatuion through rain penetration, Ideal for walls with cavity fill that has already become saturated, as DrySeal allows the masonry to breath encouraging it to dry out and preventing any further water ingress.

# TECHNICAL DATASHEET

## SUBSTRATE PREPARATION

1. Before a water repellent impregnation is carried out, crusts of dirt and pollutants as well as efflorescence, algae and moss must be removed by a suitable cleaning procedure. Cleaning opens the pores and capillaries of the substrate, preparing it to absorb the DrySeal application.
2. Dependent on the substrate type and degree of soiling, we recommend the use of a biocidal surface cleaner, such as Microtech Biocide.
3. **Timber substrates MUST first undergo a thorough cleaning with Microtech Biocide, as dormant fungi and other contaminants are microscopic and may still be present even when not visible. After applying Microtech Biocide, allow for 5 days of curing time before applying DrySeal.**
4. When cleaning, ensure you do not damage the masonry or mortar joints.

## APPLICATION

Tools & equipment must be clean and dry prior to use, but can be kept wrapped in plastic for short breaks during application.

DrySeal is applied to the substrate, undiluted, in a single working operation. This can be achieved using airless spray equipment, a brush or lambskin roller.

5. Chase out any defective mortar joints and cracks, then repair with a suitable re-pointing mortar.
6. Close expansion and connection joints with an elastic, joint-sealing compound.
7. If damaging salts are present, a quantitative salt analysis is essential. High salt concentrations may need further treatment prior to an application of DrySeal.

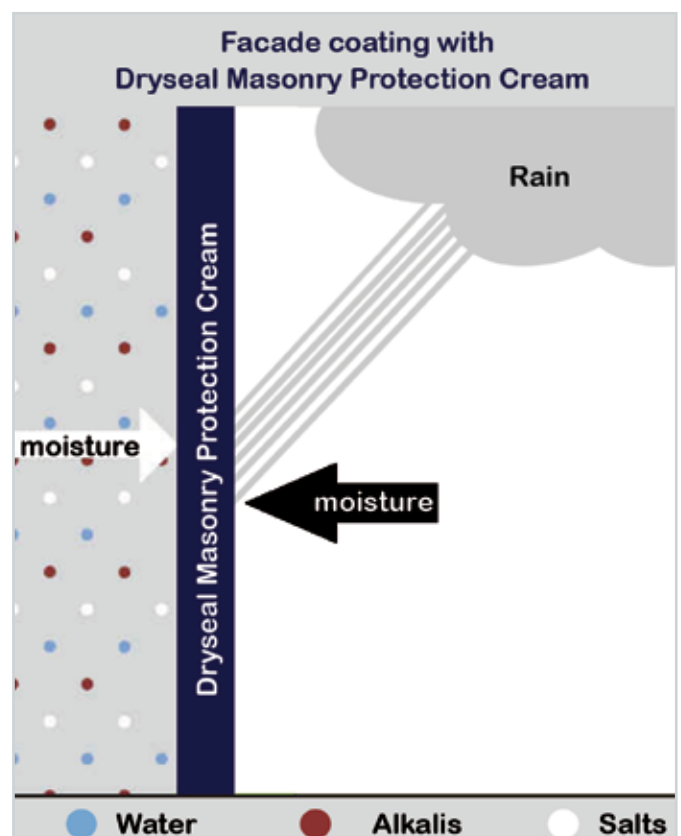
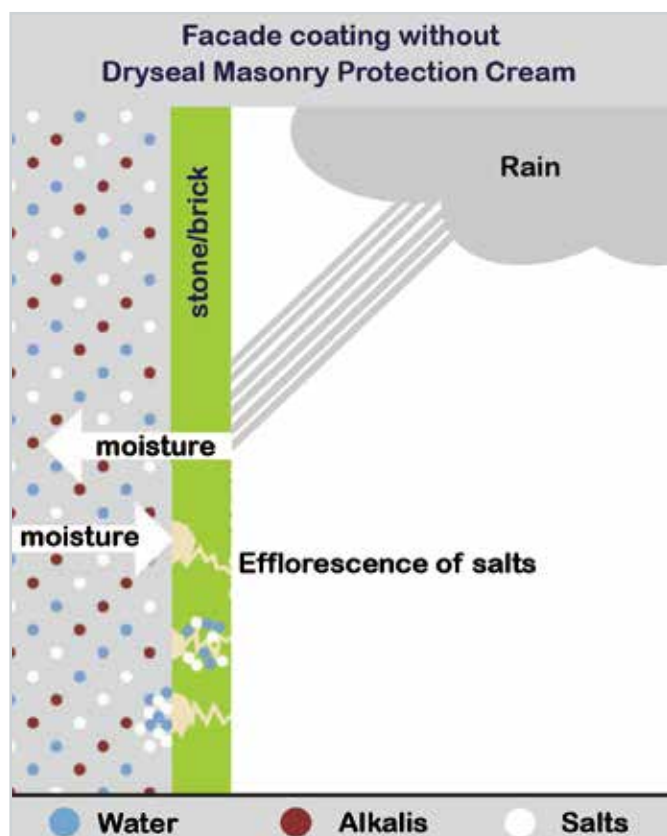
Due to the thixotropic nature of DrySeal, where it is applied by brush or roller, accidental contamination of non-targeted surfaces can usually be avoided by taking reasonable care. However, when spraying DrySeal, items such as windows, doors, driveways or plants should be shielded from accidental application using polythene sheets.

DrySeal should be applied to a small test area of the substrate prior to full application. Only carry out the full application once you are happy with the test area.

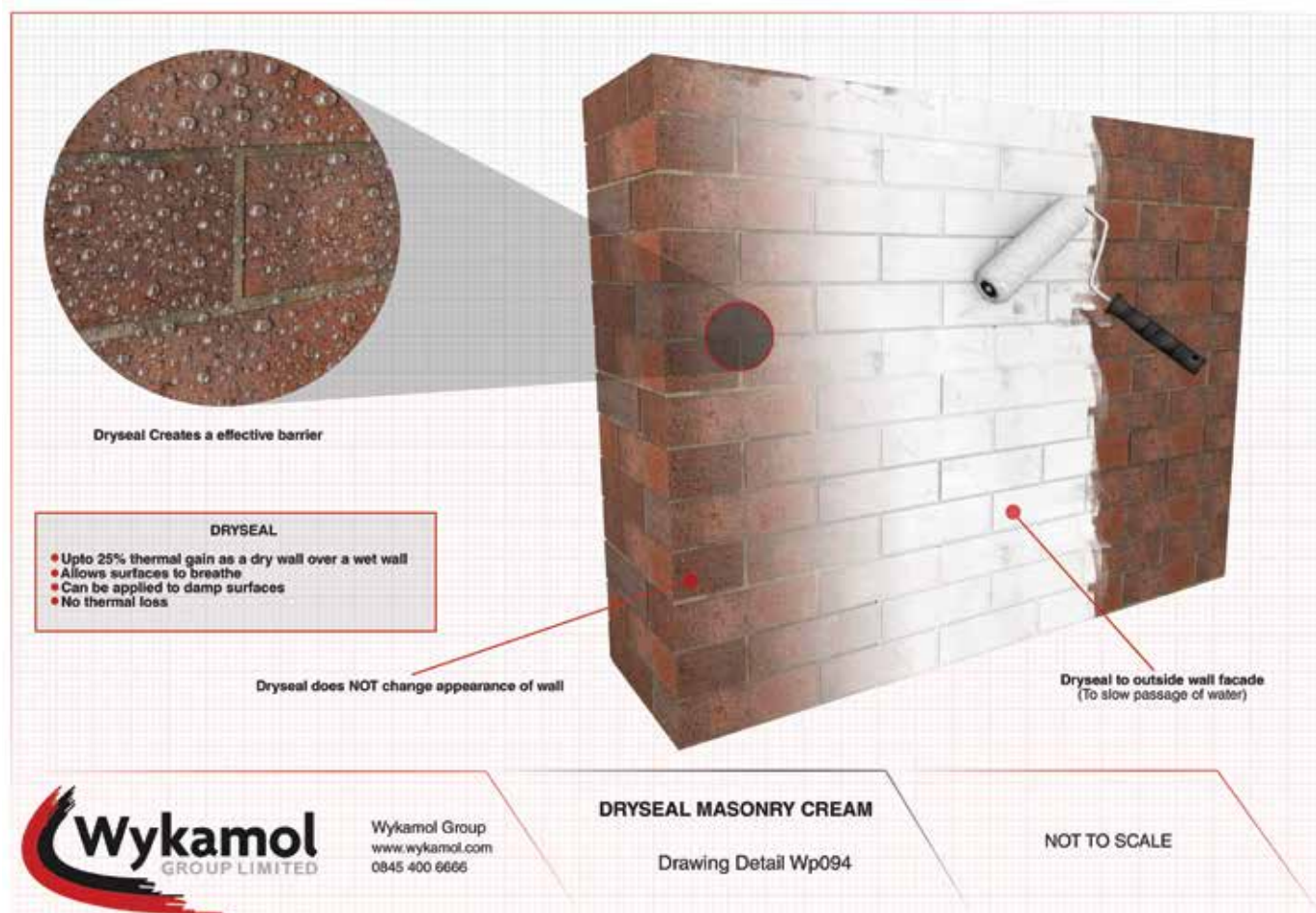
Ensure the substrate is touch dry before commencing application.

Dependent on the porosity of the substrate, application rate of up to 0.2 l/m<sup>2</sup> can be applied in one working operation, even on vertical surfaces such as ceilings, without loss of material.

A second application can be carried out at any time, although is not usually necessary. Resistance to rain is normally achieved within 3 hours.



# DRYSEAL MASONRY CREAM



## TEST DATA - Application of DrySeal to Substrates

Substrate	Cream	DrySeal Uptake (g/m <sup>2</sup> )*	Water Uptake (Wt % in 24hr)	Reduction of water uptake (Wt %)	Penetration Depth (mm)
Brick	DrySeal	200	0.58	95.4	17
	Untreated	-	12.69	-	-
Sandstone	DrySeal	200	0.48	91	6
	Untreated	-	5.29	-	-
Mortar	DrySeal	200	0.65	90	4
	Untreated	-	6.31	-	-

## CONDITIONS & LIMITATIONS

DrySeal is not suitable for very dense, non-absorbent substrates, such as crystalline marble. Absorption of DrySeal is a prerequisite for optimal performance.

DrySeal should not be applied to saturated substrates (i.e. following a prolonged period of rain) or if it is expected to rain up to 3 hours after completing the application.

## CURING & VENTILATION

Full cure takes up to 2 weeks, depending on climactic conditions.

## CLEANING EQUIPMENT

All tools should be cleaned thoroughly after use with water and/or white spirit.

## PACK SIZE AND COVERAGE

Pack Size	Product Code	Coverage 1 Coat
3 Litre	DRYSEAL3	Up to 25 m <sup>2</sup> *

\*This is dependent on substrate porosity and a true calculation of required amount can be determined by conducting a sufficiently large trial area (1 - 2m<sup>2</sup>).

## STORAGE & SHELF LIFE

Store off the ground and in dry, frost free conditions. Shelf life is 12 months when unopened, undamaged and stored correctly.

## HEALTH AND SAFETY

For further information and advice, please contact the Wykamol Technical Department and consult the safety data sheet, which is available upon request or can be downloaded from our website.



Unit 3, Boran Court, Network 65 Business Park, Hapton, Burnley Lancashire BB11 5TH  
t: +44 (0)845 4006666 f: +44 (0)845 4003333  
www.wykamol.com e: info@wykamol.com

The information in this technical datasheet is given in good faith and was correct at the time of publication, but does not purport to be all inclusive. We reserve the right to update this information at any time without prior notice. All data is obtained through extensive testing in stringent laboratory conditions, however as we have no control over site conditions or work executed we accept no liability for incidental and/or consequential property damage arising out of the use of this product. The Wykamol Group's standard terms and conditions of sale apply.